

CITY OF RANCHO PALOS VERDES
MONTHLY TREASURER'S REPORT
JANUARY 2020

	Bank of the West OPERATING	PETTY CASH	LAIF-CITY	Malaga Bank Non-Negotiable CD	Vining Sparks Money Market	INVESTMENT CD	TOTAL CASH	YTD INT RECEIVED
BEGINNING BALANCE	6,303,185.99	5,000.00	30,130,193.74	4,180,940.39	983,599.06	22,950,000.00	64,552,919.18	
PLUS: DEPOSITS	5,585,522.24						5,585,522.24	
PLUS: INTEREST EARNINGS(1)			150,343.65	15,874.32	48,090.78		214,308.75	512,907.77
LESS: CHECK DISBURSEMENTS	(2,384,976.50)						(2,384,976.50)	
LESS: ELECTRONIC DISBURSEMENTS(2)	(690,298.87)						(690,298.87)	
ADJUSTMENTS(3)	7,377.54						7,377.54	
PLUS: TRANSFERS IN	685,032.27		2,500,000.00		11,598.61	300,000.00	3,496,630.88	
LESS: TRANSFERS OUT	(2,511,598.61)				(985,032.27)		(3,496,630.88)	
ENDING BALANCE	6,994,244.06	5,000.00	32,780,537.39	4,196,814.71	58,256.18	23,250,000.00	67,284,852.34	512,907.77

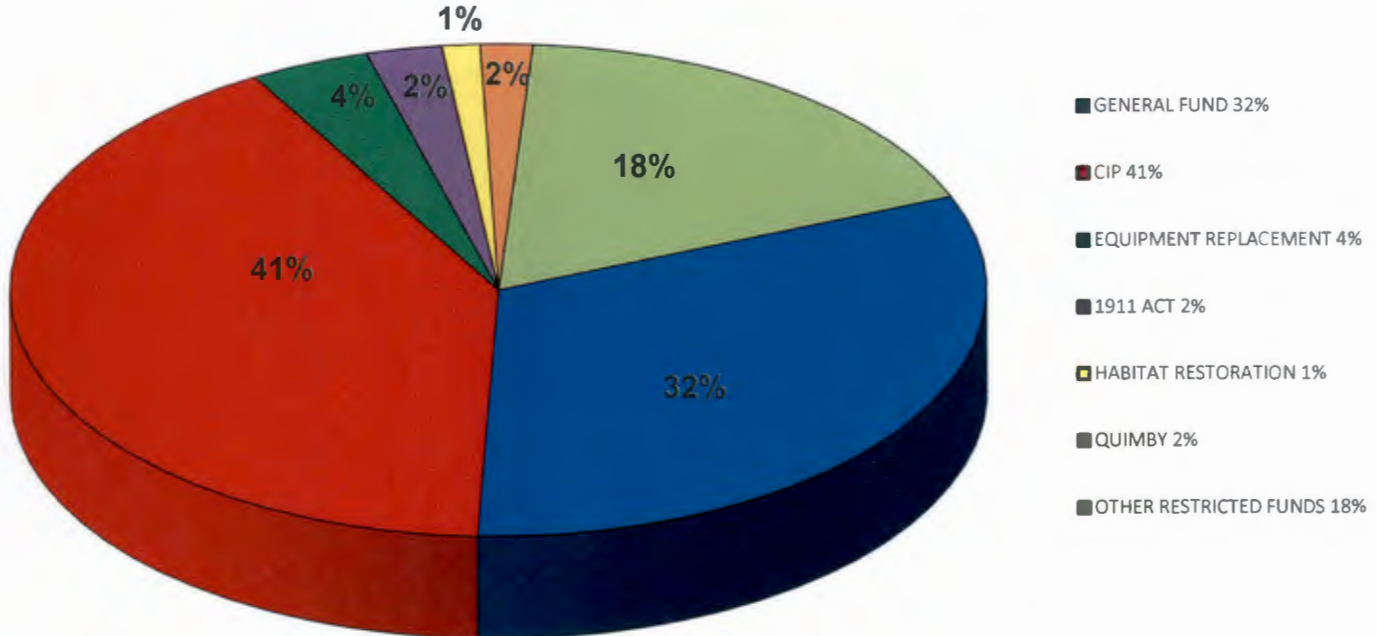
(1) All LAIF interest is paid quarterly.

(2) Electronic Disbursements:

Payroll	361,077.15
Payroll Charges	250,929.12
Petty Cash Reimb	1,610.00
HSA Payment & Catch-up	68,833.43
Sales Taxes	3,035.00
Bank and Merchant Fees	4,814.17
	<u>690,298.87</u>

(3) The net adjustment was due to returned items and void checks.

JANUARY 2020 CASH BALANCE BY MAJOR FUNDS



**CITY OF RANCHO PALOS VERDES
MONTHLY TREASURER'S REPORT
JANUARY 2020**

CASH BALANCES BY FUND	BALANCE FORWARD	DEBIT	CREDIT	CASH	Change In Ending Cash Balance	Change In Ending Cash Balance in %
<i>Unrestricted</i>						
GENERAL FUND	18,398,612.03	10,567,854.69	7,550,805.42	21,415,661.30	3,017,049.27	16%
<i>Restricted by Council Action</i>						
BEAUTIFICATION FUND	0.00	0.00	0.00	0.00	0.00	0%
CIP	27,941,546.31	73,950.52	426,791.79	27,588,705.04	(352,841.27)	-1%
EQUIPMENT REPLACEMENT	2,669,287.88	7,189.08	24,315.23	2,652,161.73	(17,126.15)	-1%
BUILDING REPLACEMENT	0.00	0.00	0.00	0.00	0.00	0%
EMPLOYEE BENEFITS	0.00	0.00	0.00	0.00	0.00	0%
Subtotal	30,610,834.19	81,139.60	451,107.02	30,240,866.77	(369,967.42)	-1%
<i>Restricted by Law or External Agencies</i>						
STREET MAINTENANCE	1,295,433.51	195,554.87	115,220.76	1,375,767.62	80,334.11	6%
1972 ACT	28,532.18	76.44	0.00	28,608.62	76.44	0%
EL PRADO	34,144.05	377.90	0.00	34,521.95	377.90	1%
CDBG	5,118.82	10,000.00	13,310.00	1,808.82	(3,310.00)	-65%
CDBG-R	0.00	0.00	0.00	0.00	0.00	0%
1911 ACT	1,617,154.70	76,531.98	8,644.79	1,685,041.89	67,887.19	4%
SOLID WASTE	431,803.54	9,906.07	15,681.70	426,027.91	(5,775.63)	-1%
AIR QUALITY MANAGEMENT	111,299.85	273.54	0.00	111,573.39	273.54	0%
PROPOSITION C	924,719.30	60,037.11	117,148.59	867,607.82	(57,111.48)	-6%
PROPOSITION A	2,810,194.15	76,933.59	9,210.00	2,877,917.74	67,723.59	2%
PUBLIC SAFETY GRANTS	135,201.17	23,633.76	0.00	158,834.93	23,633.76	17%
MEASURE R	1,067,412.54	45,943.81	0.00	1,113,356.35	45,943.81	4%
MEASURE M	123,838.40	48,480.58	55,605.05	116,713.93	(7,124.47)	-6%
HABITAT RESTORATION	877,662.00	2,385.69	37,940.00	842,107.69	(35,554.31)	-4%
SUBREGION 1 MAINTENANCE	769,603.36	2,051.71	3,835.00	767,820.07	(1,783.29)	0%
MEASURE A MAINTENANCE	17,123.27	90.54	0.00	17,213.81	90.54	1%
ABALONE COVE SEWER DISTRICT	555,533.86	6,496.42	1,948.44	560,081.84	4,547.98	1%
RPVTV	0.00	0.00	0.00	0.00	0.00	0%
GINSBURG CULTURE ARTS BUILDING	0.00	0.00	0.00	0.00	0.00	0%
DONOR RESTRICTED CONTRIBUTIONS	782,173.30	2,295.57	5,563.57	778,905.30	(3,268.00)	0%
FEDERAL GRANTS	98,821.23	0.00	0.00	98,821.23	0.00	0%
STATE GRANTS	0.00	35,327.87	35,327.87	0.00	0.00	0%
QUIMBY	1,192,419.77	3,412.78	28,912.30	1,166,920.25	(25,499.52)	-2%
LOW-MODERATE INCOME HOUSING	191,234.21	512.37	0.00	191,746.58	512.37	0%
AFFORDABLE HSNG IN LIEU	845,676.79	2,265.78	0.00	847,942.57	2,265.78	0%
EET	441,113.56	1,254.14	44,904.51	397,463.19	(43,650.37)	-10%
MEASURE A CAPITAL	0.00	0.00	0.00	0.00	0.00	0%
BIKEWAYS	0.00	0.00	0.00	0.00	0.00	0%
UNDERGROUND UTILITIES	0.00	0.00	0.00	0.00	0.00	0%
ROADWAY BEAUTIFICATION	0.00	0.00	0.00	0.00	0.00	0%
WATER QUALITY FLOOD PROTECTION	74,266.88	198.98	0.00	74,465.86	198.98	0%
REDEVELOPMENT OBLIGATION RETIRE	193,908.13	522.38	0.00	194,430.51	522.38	0%
IMPROVEMENT DISTRICT 9	0.00	0.00	0.00	0.00	0.00	0%
SPECIAL TRUSTS	919,084.39	52,123.32	78,583.31	892,624.40	(26,459.99)	-3%
Subtotal	15,543,472.96	656,687.20	571,835.89	15,628,324.27	84,851.31	1%
GRAND TOTAL	64,552,919.18	11,305,681.49	8,573,748.33	67,284,852.34	2,731,933.16	4%

Total Investment: 67,284,852.34

**CITY OF RANCHO PALOS VERDES
MONTHLY INVESTMENT REPORT
JANUARY 2020**

Investment	Issuer of Investment	CUSIP#	Acquisition Date	Term	Maturity Date	Market Value	Book Value	Yield
Local Agency Investment Fund (LAIF-CITY) Note (1)	State of California		N/A	N/A	On Demand	\$ 32 780 537	\$ 32 780 537	1 97%
CD - Non-Negotiable	Malaga Bank		2/23/2018	24 Mos	2/23/2020	\$ 250 000	\$ 250 000	1 75%
CD - Non-Negotiable	Malaga Bank		2/23/2018	24 Mos	2/23/2020	\$ 3 946 815	\$ 3 946 815	1 60%
CD - Bank of New York - Vining Sparks (Non-Negotiable)	Allegiance Bank Texas	01748DAY2	11/3/2017	60 Mos	11/3/2022	\$ 250 000	\$ 250 000	2 20%
	Ally Bank	02007GKW2	7/25/2019	36 Mos	7/25/2022	\$ 250 000	\$ 250 000	2 15%
	American Bank Na Le Mars	024373AZ5	9/27/2019	36 Mos	9/27/2022	\$ 250 000	\$ 250 000	1 65%
	American Express Bank FSB	02587CHR4	12/19/2017	48 Mos	12/20/2021	\$ 250 000	\$ 250 000	2 20%
	American Express Centurion	02587DN38	3/21/2017	60 Mos	4/5/2022	\$ 250 000	\$ 250 000	2 45%
	BMW Bank North America	05580ASE5	8/16/2019	18 Mos	2/16/2021	\$ 250 000	\$ 250 000	1 90%
	Bank of Deerfield	061785EG2	9/25/2019	42 Mos	3/24/2023	\$ 250 000	\$ 250 000	1 65%
	Bank Forward	062163BN9	12/28/2019	60 Mos	12/18/2024	\$ 250 000	\$ 250 000	1 75%
	Bankers Bank Madison WI	06610RAT6	12/20/2017	48 Mos	12/20/2021	\$ 250 000	\$ 250 000	2 15%
	Bar Harbor Bank & Trust	066851WV4	6/28/2019	24 Mos	6/28/2021	\$ 250 000	\$ 250 000	2 10%
	Barclays Bank Delaware	06740KKD8	7/12/2017	60 Mos	7/12/2022	\$ 250 000	\$ 250 000	2 20%
	Baycoast Bank	072727AZ3	1/24/2020		1/24/2025	\$ 250 000	\$ 250 000	1 70%
	Beneficial Bank	08173QBT2	10/7/2016	48 Mos	10/7/2020	\$ 250 000	\$ 250 000	1 35%
	Business Bk of St Louis	12325EHV7	7/19/2017	60 Mos	7/19/2022	\$ 250 000	\$ 250 000	2 05%
	CIT Bank	12556LBB1	8/23/2019	30 Mos	2/23/2022	\$ 250 000	\$ 250 000	1 95%
	Capital One NA	14042RDA6	10/13/2016	48 Mos	10/13/2020	\$ 250 000	\$ 250 000	1 40%
	Capital One Bank USA	14042TBD8	7/24/2019	36 Mos	7/25/2022	\$ 250 000	\$ 250 000	2 10%
	Cathy Bank	149159NX9	9/25/2019	24 Mos	9/24/2021	\$ 250 000	\$ 250 000	1 75%
	Community West Bank	20415QGX1	7/26/2019	18 Mos	1/26/2021	\$ 250 000	\$ 250 000	1 95%
	Continental Bank UT	211163GY0	2/23/2018	36 Mos	8/23/2021	\$ 250 000	\$ 250 000	2 30%
	Crossfirst Bank	22766ABB0	6/9/2017	60 Mos	6/9/2022	\$ 250 000	\$ 250 000	2 05%
	Eaglebank	27002YET9	1/17/2020	36 Mos	1/17/2023	\$ 250 000	\$ 250 000	1 70%
	East Boston Savings Bank	27113PBM2	1/20/2017	60 Mos	1/20/2022	\$ 250 000	\$ 250 000	2 00%
	Enerbank USA	29266N6P7	10/13/2017	48 Mos	10/13/2021	\$ 250 000	\$ 250 000	2 00%
	Exchange Bank	301074DF4	7/9/2019	24 Mos	7/19/2021	\$ 250 000	\$ 250 000	2 05%
	Farmers&Merchants BK NEB	30781TBD9	1/18/2017	60 Mos	1/18/2022	\$ 250 000	\$ 250 000	2 05%
	First Bank of Highland	319141GE1	6/7/2017	60 Mos	6/7/2022	\$ 250 000	\$ 250 000	2 10%
	First Commercial Bank MS	31984GFA2	7/31/2019	24 Mos	7/30/2021	\$ 250 000	\$ 250 000	1 95%
	First Financial Bank	32021MFC8	2/21/2018	48 Mos	2/22/2022	\$ 250 000	\$ 250 000	2 45%
	First Federal SVGS Bank	32031YCD4	1/17/2018	37 Mos	2/17/2021	\$ 250 000	\$ 250 000	2 15%
	First Internet Bank of In	32056GCQ1	7/14/2017	60 Mos	7/14/2022	\$ 250 000	\$ 250 000	2 05%
	First National Bank of America	32110YJT3	1/20/2017	60 Mos	1/20/2022	\$ 250 000	\$ 250 000	2 00%
	First Nat'l Bank Michigan	32114VBJ5	1/12/2018	27 Mos	4/13/2020	\$ 250 000	\$ 250 000	2 00%
	First United Bk & Trust	33742CAQ0	10/11/2019	54 Mos	4/11/2024	\$ 250 000	\$ 250 000	2 00%
	Flagstar Bank	33847E2J5	6/12/2019	36 Mos	6/13/2022	\$ 250 000	\$ 250 000	2 50%
	Gold Cast Bank/Chicago	38058KDM5	9/9/2016	45 Mos	6/9/2020	\$ 250 000	\$ 250 000	1 15%
	Goldman Sachs Bank USA	38149MAU7	5/31/2019	36 Mos	5/31/2022	\$ 250 000	\$ 250 000	2 50%
	HSBC Bank USA	40434YGK7	3/21/2019	36 Mos	3/21/2022	\$ 250 000	\$ 250 000	2 45%
	Henry County Bank OH	426336BF9	1/27/2017	60 Mos	1/27/2022	\$ 250 000	\$ 250 000	1 90%
	Industrial&Com Bank China	45581EAF8	6/2/2017	60 Mos	6/2/2022	\$ 250 000	\$ 250 000	2 05%
	JP MORGAN CHASE BANK	48121C8Q2	2/15/2017	60 Mos	2/15/2022	\$ 250 000	\$ 250 000	2 30%
	LCA Bank Corp	801798LK6	1/12/2018	60 Mos	1/12/2023	\$ 250 000	\$ 250 000	2 35%
	Lakeside Bank	51210SMD6	1/13/2017	54 Mos	7/13/2021	\$ 250 000	\$ 250 000	1 95%

**CITY OF RANCHO PALOS VERDES
MONTHLY TREASURER'S REPORT
JANUARY 2020**

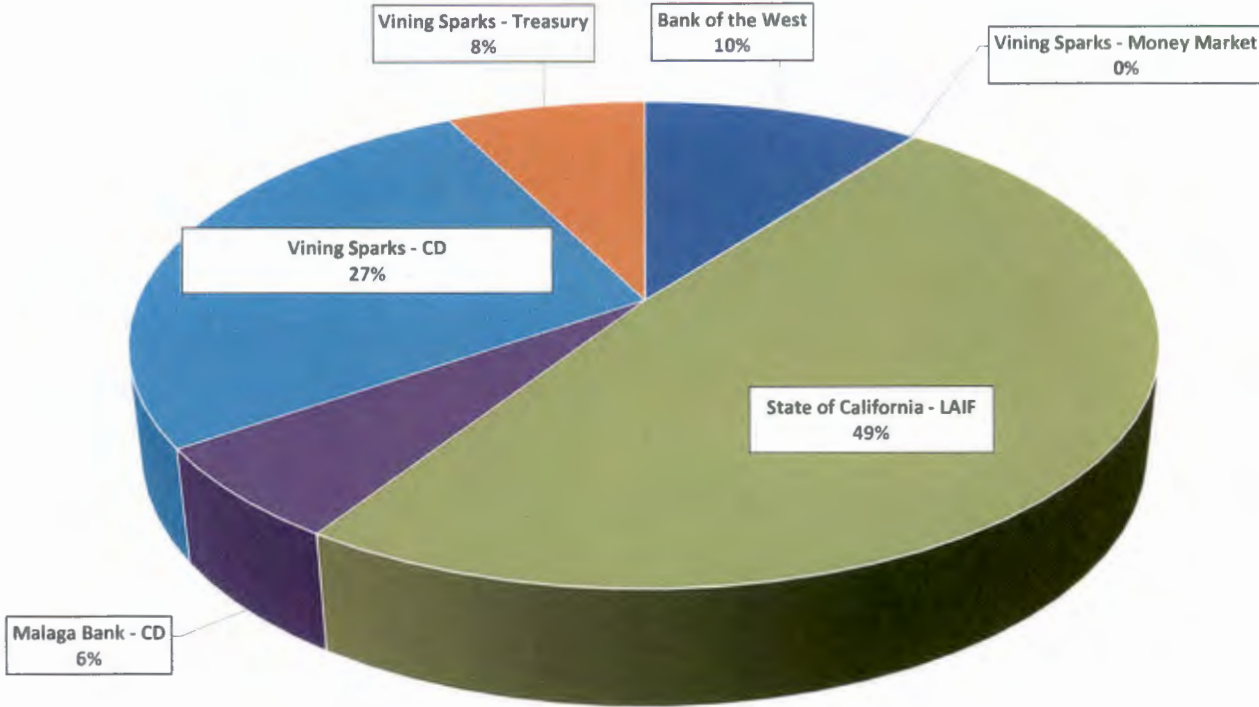
Investment	Issuer of Investment	CUSIP#	Acquisition Date	Term	Maturity Date	Market Value	Book Value	Yield
	Landmark Community Bank	51507LBV5	8/23/2019	36 Mos	2/23/2022	\$ 250 000	\$ 250 000	1 90%
	Live Oak Banking Company	538036CG7	8/19/2016	48 Mos	8/19/2020	\$ 250 000	\$ 250 000	1 25%
	Luana Savings Bank	549103WG0	7/8/2016	48 Mos	7/8/2020	\$ 250 000	\$ 250 000	1 15%
	Marlin Business Bank	57116ATM0	1/15/2020	60 Mos	1/15/2025	\$ 250 000	\$ 250 000	1 75%
	Medallion Bank Utah	58404DFE6	9/18/2019	36 Mos	9/19/2022	\$ 250 000	\$ 250 000	1 70%
	Mercantil Bank NA	58733AES4	12/29/2017	36 Mos	12/29/2020	\$ 250 000	\$ 250 000	2 20%
	Merrick Bank	59013JC23	10/11/2017	60 Mos	10/11/2022	\$ 250 000	\$ 250 000	2 10%
	Mid-Missouri Bank	59541KBP1	1/19/2018	60 Mos	1/19/2023	\$ 250 000	\$ 250 000	2 35%
	Morgan Stanley Bank NA	61747MD73	12/21/2017	36 Mos	12/21/2020	\$ 250 000	\$ 250 000	2 15%
	Morgan Stanley PVT Bank	61760AZ51	9/19/2019	48 Mos	9/19/2023	\$ 250 000	\$ 250 000	1 85%
	Morton Community	619165HP1	1/19/2018	36 Mos	1/19/2021	\$ 250 000	\$ 250 000	2 15%
	Northfield Bank	66612ABX5	10/25/2017	60 Mos	10/25/2022	\$ 250 000	\$ 250 000	2 15%
	Peoples United Bank	71270QQJ8	1/18/2017	60 Mos	1/18/2022	\$ 250 000	\$ 250 000	2 05%
	Raymond James Bank	75472RAN1	11/26/2019	72 Mos	11/26/2024	\$ 250 000	\$ 250 000	1 85%
	Sallie Mae Bank/Salt Lake	7954504P7	11/16/2019	60 Mos	10/16/2024	\$ 250 000	\$ 250 000	1 90%
	Signature Bank of Arkansas	82669LGD9	7/15/2016	48 Mos	7/15/2020	\$ 250 000	\$ 250 000	1 15%
	Signature Bk Chicago	82669VBY6	11/8/2017	60 Mos	11/8/2022	\$ 250 000	\$ 250 000	2 15%
	Southern States Bank	843879BB2	12/20/2017	40 Mos	4/20/2021	\$ 250 000	\$ 250 000	2 00%
	State Bank of India	856285RS2	11/27/2019	72 Mos	11/27/2024	\$ 250 000	\$ 250 000	2 05%
	Sterling Bank POP BL MO	85916DVN2	9/18/2019	48 Mos	9/18/2023	\$ 250 000	\$ 250 000	1 65%
	Summit Community Bank	86604XML7	1/26/2018	30 Mos	7/26/2021	\$ 250 000	\$ 250 000	2 20%
	Suntrust Bank	86789VUP0	8/29/2017	60 Mos	8/29/2022	\$ 250 000	\$ 250 000	1 80%
	Synchrony Bank	87165HRY8	6/2/2017	60 Mos	6/2/2022	\$ 250 000	\$ 250 000	2 40%
	Third Fed Sav&Ln Cleveland	88413QBU1	11/24/2017	48 Mos	11/24/2021	\$ 250 000	\$ 250 000	2 10%
	Triad Bank	89579NBP7	6/2/2016	46 Mos	4/2/2020	\$ 250 000	\$ 250 000	1 25%
	United Community Bk III	90983WBN0	10/12/2017	54 Mos	4/12/2022	\$ 250 000	\$ 250 000	2 05%
	Vision Bank of Iowa	92834CCL4	11/29/2019	72 Mos	11/29/2024	\$ 250 000	\$ 250 000	1 75%
	Wellesley Bank	94948LCR0	7/19/2019	18 Mos	1/19/2021	\$ 250 000	\$ 250 000	2 00%
	Wells Fargo Nat'l Bank West	949495AQ8	1/17/2020	36 Mos	1/17/2023	\$ 250 000	\$ 250 000	1 90%
	Wells Fargo Bank	949763D45	6/10/2019	36 Mos	6/10/2022	\$ 250 000	\$ 250 000	2 50%
Treasury-Bank of New York(Vining Sparks)	United States Treas	912828J8	7/15/2019	12 Mos	7/15/2020	\$ 1 000 000	\$ 1 000 000	1 50%
	United States Treas	912828S35	9/12/2019	45 Mos	6/30/2023	\$ 1 000 000	\$ 1 000 000	1 38%
	United States Treas	912828S76	7/31/2018	36 Mos	7/31/2021	\$ 1 000 000	\$ 1 000 000	1 13%
	United States Treas	912828XH8	6/30/2019	12 Mos	6/30/2020	\$ 1 000 000	\$ 1 000 000	1 63%
	United States Treas	912828XM7	7/31/2018	24 Mos	7/31/2020	\$ 1 000 000	\$ 1 000 000	1 63%

Total Investment \$ 60,227,352

Summary								Weighted Return 1 91%
Local Agency Investment Fund (LAIF-CITY)	32 780.537	39						
Certificate of Deposit - Malaga Bank	250 000 00							
Certificate of Deposit - Malaga Bank	3 946.814	71						
Certificate of Deposit - Vining Sparks	18 250 000 00							
Treasury Bills - Vining Sparks	5 000 000 00							
Total Investment	<u>60,227,352 10</u>							

CITY OF RANCHO PALOS VERDES
MONTHLY TREASURER'S REPORT
JANUARY 2020


SUMMARY OF CASH BALANCE BY INSTITUTION
JANUARY 2020



NOTE:
(1) LAIF market values will be reported to vary from book value if the City calculated share of total LAIF assets is less than the City book value.

To the best of my knowledge, there are no misstatements of material amounts within this report, or omissions of material amounts to cause the report to be misleading.

I certify that this report accurately reflects all City investments and complies with the investment policy of the City of Rancho Palos Verdes as approved by the City Council. Furthermore, I certify that sufficient investment liquidity and anticipated revenues are available to meet the City's expenditure requirements for the next six months.

Respectfully submitted,

Treasurer

2/21/20
Dated