

CITY OF RANCHO PALOS VERDES
MONTHLY TREASURER'S REPORT
JUNE 2020 (PRELIMINARY)

The June Treasurer Report will be re-submitted after the year-end adjustment is completed

	Bank of the West Operating	Petty Cash	LAIF-CITY	Malaga Bank Non-Negotiable CD	Vining Sparks Money Market	Vining Sparks Investment	Total Cash	YTD Int Received
BEGINNING BALANCE	5,976,076.34	5,000.00	32,941,946.79	4,211,213.05	144,087.49	22,750,000.00	66,028,323.67	
PLUS: DEPOSITS	2,212,983.15						2,212,983.15	
PLUS: INTEREST EARNINGS(1)				13,750.30			13,750.30	730,066.27
LESS: CHECK DISBURSEMENTS	(1,703,189.88)						(1,703,189.88)	
LESS: ELECTRONIC DISBURSEMENTS(2)	(598,678.87)						(598,678.87)	
ADJUSTMENTS(3)	(12.00)						(12.00)	
PLUS: TRANSFERS IN	400,000.00		3,000,000.00		1,294,458.06		4,694,458.06	
LESS: TRANSFERS OUT	(3,026,250.00)				(400,000.00)	(1,250,000.00)	(4,676,250.00)	
ENDING BALANCE	3,260,928.74	5,000.00	35,941,946.79	4,224,963.35	1,038,545.55	21,500,000.00	65,971,384.43	730,066.27

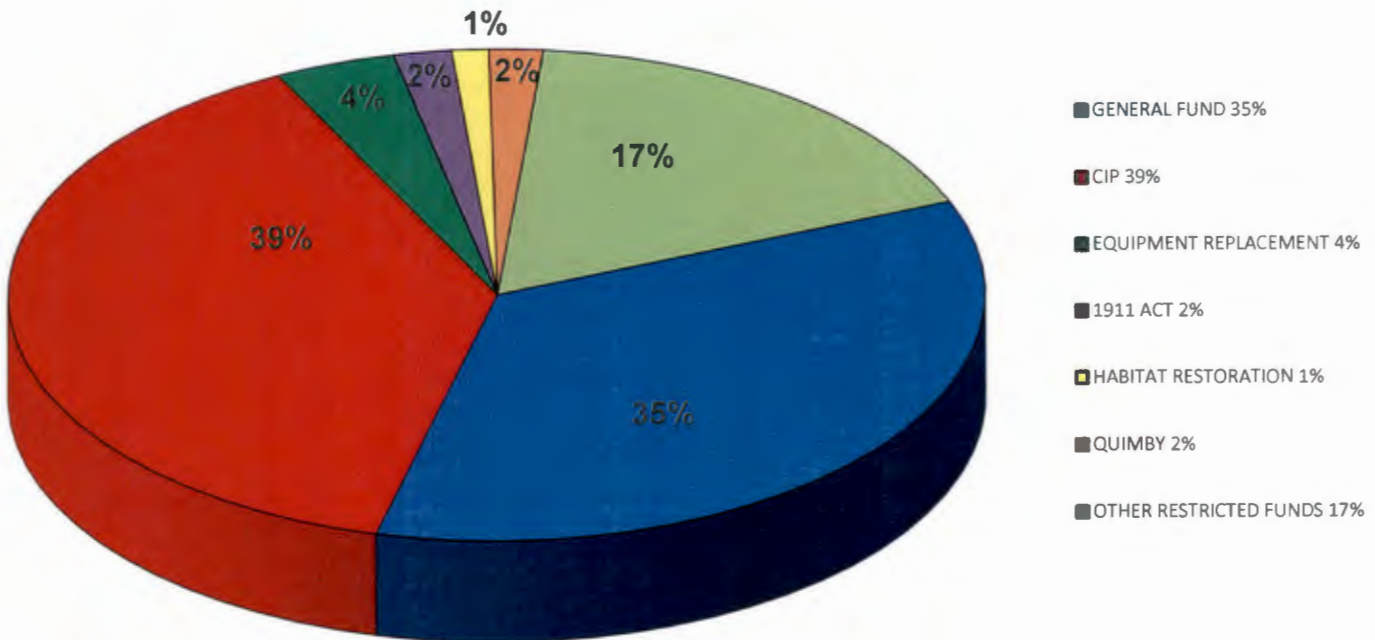
(1) All LAIF interest is paid quarterly.

(2) Electronic Disbursements:

Payroll	367,638.77
Payroll Charges	220,344.19
Postage	2,500.00
Petty Cash	876.00
Bank and Merchant Fees	7,319.91
	<u>598,678.87</u>

(3) The net adjustment was due to deposit adjustment.

JUNE 2020 CASH BALANCE BY MAJOR FUNDS



**CITY OF RANCHO PALOS VERDES
MONTHLY TREASURER'S REPORT
JUNE 2020**

CASH BALANCES BY FUND	BALANCE FORWARD	DEBIT	CREDIT	CASH	Change In Ending Cash Balance	Change In Ending Cash Balance in %
<i>Unrestricted</i>						
GENERAL FUND	23,175,285.46	7,216,301.78	7,216,048.08	23,175,539.16	253.70	0%
<i>Restricted by Council Action</i>						
BEAUTIFICATION FUND	0.00	0.00	0.00	0.00	0.00	0%
CIP	25,563,835.98	124,049.10	206,912.36	25,480,972.72	(82,863.26)	0%
EQUIPMENT REPLACEMENT	2,600,834.73	33,104.65	15,256.37	2,618,683.01	17,848.28	1%
BUILDING REPLACEMENT	0.00	0.00	0.00	0.00	0.00	0%
EMPLOYEE BENEFITS	0.00	0.00	0.00	0.00	0.00	0%
Subtotal	28,164,670.71	157,153.75	222,168.73	28,099,655.73	(65,014.98)	0%
<i>Restricted by Law or External Agencies</i>						
STREET MAINTENANCE	1,589,847.78	156,314.07	90,753.48	1,655,408.37	65,560.59	4%
1972 ACT	28,781.94	50.86	0.00	28,832.80	50.86	0%
EL PRADO	35,924.84	197.02	0.00	36,121.86	197.02	1%
CDBG	0.00	42,863.00	30,185.68	12,677.32	12,677.32	0%
CDBG-R	0.00	0.00	0.00	0.00	0.00	0%
1911 ACT	1,285,913.07	35,712.28	58,137.07	1,263,488.28	(22,424.79)	-2%
SOLID WASTE	445,998.62	43,150.34	31,568.64	457,580.32	11,581.70	3%
AIR QUALITY MANAGEMENT	138,962.01	237.32	0.00	139,199.33	237.32	0%
PROPOSITION C	873,090.39	50,367.54	0.00	923,457.93	50,367.54	6%
PROPOSITION A	2,396,149.74	63,420.92	184,531.80	2,275,038.86	(121,110.88)	-5%
PUBLIC SAFETY GRANTS	119,794.00	185.90	43,750.00	76,229.90	(43,564.10)	-36%
MEASURE R	1,252,652.62	38,610.52	264.74	1,290,998.40	38,345.78	3%
MEASURE M	109,901.85	41,501.35	62,305.62	89,097.58	(20,804.27)	-19%
HABITAT RESTORATION	809,107.26	1,429.64	0.00	810,536.90	1,429.64	0%
SUBREGION 1 MAINTENANCE	764,227.87	10,107.80	3,867.79	770,467.88	6,240.01	1%
MEASURE A MAINTENANCE	0.00	25,000.00	25,000.00	0.00	0.00	0%
ABALONE COVE SEWER DISTRICT	304,312.32	1,080.57	6,655.72	298,737.17	(5,575.15)	-2%
RPVTV	0.00	0.00	0.00	0.00	0.00	0%
GINSBURG CULTURE ARTS BUILDING	0.00	0.00	0.00	0.00	0.00	0%
DONOR RESTRICTED CONTRIBUTIONS	780,930.86	1,379.98	97.19	782,213.65	1,282.79	0%
FEDERAL GRANTS	98,314.23	0.00	0.00	98,314.23	0.00	0%
STATE GRANTS	0.00	98,288.18	98,288.18	0.00	0.00	0%
QUIMBY	1,174,174.33	2,074.69	0.00	1,176,249.02	2,074.69	0%
LOW-MODERATE INCOME HOUSING	192,908.04	340.86	0.00	193,248.90	340.86	0%
AFFORDABLE HSNG IN LIEU	853,079.37	1,507.33	0.00	854,586.70	1,507.33	0%
EET	322,767.10	535.27	59,490.45	263,811.92	(58,955.18)	-18%
MEASURE A CAPITAL	0.00	0.00	0.00	0.00	0.00	0%
BIKEWAYS	0.00	0.00	0.00	0.00	0.00	0%
UNDERGROUND UTILITIES	0.00	0.00	0.00	0.00	0.00	0%
ROADWAY BEAUTIFICATION	0.00	0.00	0.00	0.00	0.00	0%
WATER QUALITY FLOOD PROTECTION	0.00	0.00	0.00	0.00	0.00	0%
REDEVELOPMENT OBLIGATION RETIRE	195,610.12	345.63	0.00	195,955.75	345.63	0%
IMPROVEMENT DISTRICT 9	0.00	0.00	0.00	0.00	0.00	0%
SPECIAL TRUSTS	915,919.14	112,076.79	24,059.46	1,003,936.47	88,017.33	10%
Subtotal	14,688,367.50	726,777.86	718,955.82	14,698,189.54	7,822.04	0%
GRAND TOTAL	66,028,323.67	8,100,233.39	8,157,172.63	65,971,384.43	(56,939.24)	0%

Total Investment:

65,971,384.43

CITY OF RANCHO PALOS VERDES
MONTHLY INVESTMENT REPORT
JUNE 2020

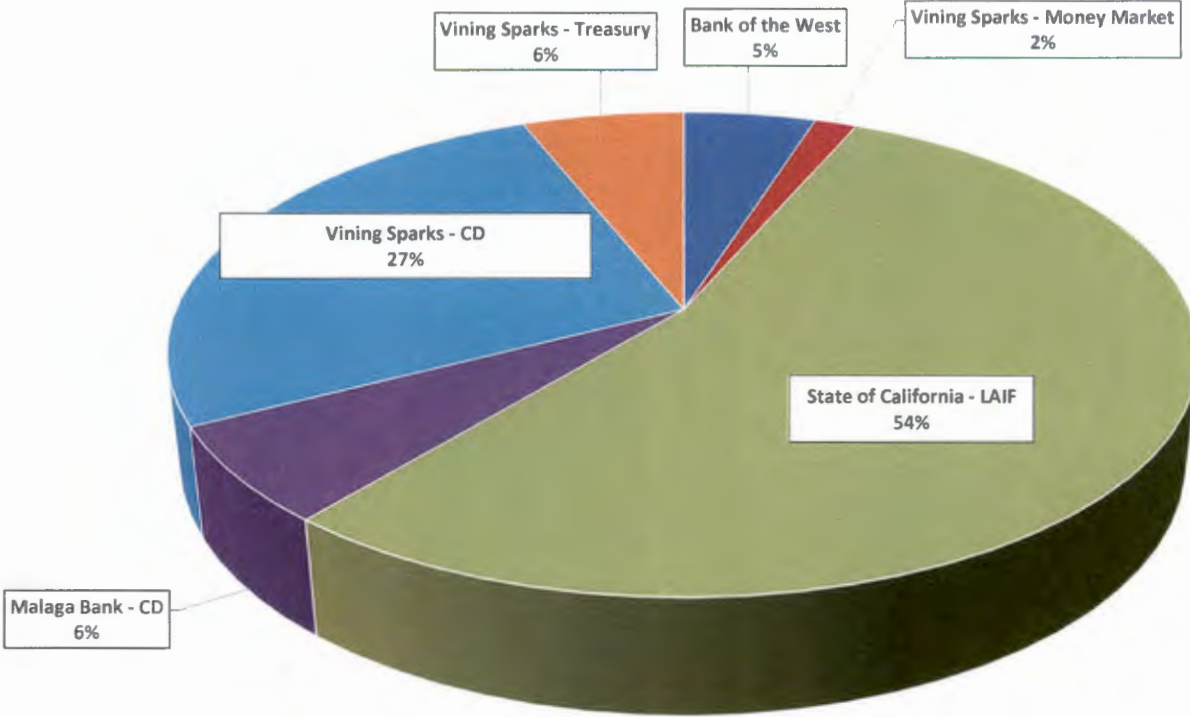
Investment	Issuer of Investment	CUSIP#	Acquisition Date	Term	Maturity Date	Market Value	Book Value	Yield
Local Agency Investment Fund - LAIF-CITY Note (1)	State of California		N/A	N/A	On Demand	\$ 35,947,947	\$ 35,947,947	1.22%
CD - Non-Negotiable	Malaga Bank		2/23/2020	24 Mos	2/21/2022	\$ 250,000	\$ 250,000	1.50%
CD - Non-Negotiable	Malaga Bank		2/23/2020	24 Mos	2/21/2022	\$ 3,974,963	\$ 3,974,963	1.40%
CD - Bank of New York - Vining Sparks (Non-Negotiable)	Allegiance Bank Texas	01748DAY2	11/3/2017	60 Mos	11/3/2022	\$ 250,000	\$ 250,000	2.20%
	Ally Bank	02007GKW2	7/25/2019	36 Mos	7/25/2022	\$ 250,000	\$ 250,000	2.15%
	American Bank Na Le Mars	024373AZ5	9/27/2019	36 Mos	9/27/2022	\$ 250,000	\$ 250,000	1.65%
	American Express Bank FSB	02587CHR4	12/19/2017	48 Mos	12/20/2021	\$ 250,000	\$ 250,000	2.20%
	American Express Centurion	02587DN38	3/21/2017	60 Mos	4/5/2022	\$ 250,000	\$ 250,000	2.45%
	AXOS Bank	05465DAK4	3/26/2020	48 Mos	3/26/2024	\$ 250,000	\$ 250,000	1.65%
	BMW Bank North America	05580ASE5	8/16/2019	18 Mos	2/16/2021	\$ 250,000	\$ 250,000	1.90%
	BMO Harris Bank	05581W5Q4	2/28/2020	60 Mos	2/28/2025	\$ 250,000	\$ 250,000	1.90%
	Bank of Deerfield	061785EG2	9/25/2019	42 Mos	3/24/2023	\$ 250,000	\$ 250,000	1.65%
	Bank Forward	062163BN9	12/28/2019	60 Mos	12/18/2024	\$ 250,000	\$ 250,000	1.75%
	Bankers Bank Madison WI	06610RAT6	12/20/2017	48 Mos	12/20/2021	\$ 250,000	\$ 250,000	2.15%
	Bar Harbor Bank & Trust	066851VV4	6/28/2019	24 Mos	6/28/2021	\$ 250,000	\$ 250,000	2.10%
	Barclays Bank Delaware	06740KKD8	7/12/2017	60 Mos	7/12/2022	\$ 250,000	\$ 250,000	2.20%
	Baycoast Bank	072727AZ3	1/24/2020		1/24/2025	\$ 250,000	\$ 250,000	1.70%
	Beneficial Bank	08173QBT2	10/7/2016	48 Mos	10/7/2020	\$ 250,000	\$ 250,000	1.35%
	Business Bk of St Louis	12325EHV7	7/19/2017	60 Mos	7/19/2022	\$ 250,000	\$ 250,000	2.05%
	CIT Bank	12556LBB1	8/23/2019	30 Mos	2/23/2022	\$ 250,000	\$ 250,000	1.95%
	Capital One NA	14042RDA6	10/13/2016	46 Mos	10/13/2020	\$ 250,000	\$ 250,000	1.40%
	Capital One Bank USA	14042TBD8	7/24/2019	36 Mos	7/25/2022	\$ 250,000	\$ 250,000	2.10%
	Cathy Bank	149159NX9	9/25/2019	24 Mos	9/24/2021	\$ 250,000	\$ 250,000	1.75%
	Celtic Bank	15118RUX3	4/17/2020	60 Mos	4/17/2025	\$ 250,000	\$ 250,000	1.50%
	Community West Bank	20415QGX1	7/26/2019	18 Mos	1/26/2021	\$ 250,000	\$ 250,000	1.95%
	Continental Bank UT	211163GY0	2/23/2018	36 Mos	8/23/2021	\$ 250,000	\$ 250,000	2.30%
	Crossfirst Bank	22766ABB0	6/9/2017	60 Mos	6/9/2022	\$ 250,000	\$ 250,000	2.05%
	Eaglebank	27002YET9	1/17/2020	36 Mos	1/17/2023	\$ 250,000	\$ 250,000	1.70%
	East Boston Savings Bank	27113PBM2	1/20/2017	60 Mos	1/20/2022	\$ 250,000	\$ 250,000	2.00%
	Enerbank USA	29266N6P7	10/13/2017	48 Mos	10/13/2021	\$ 250,000	\$ 250,000	2.00%
	Exchange Bank	301074DF4	7/19/2019	24 Mos	7/19/2021	\$ 250,000	\$ 250,000	2.05%
	Farmers&Merchants BK NEB	30781TBD9	1/18/2017	60 Mos	1/18/2022	\$ 250,000	\$ 250,000	2.05%
	First Bank of Highland	319141GE1	6/7/2017	60 Mos	6/7/2022	\$ 250,000	\$ 250,000	2.10%
	First Commercial Bank MS	31984GFA2	7/31/2019	24 Mos	7/30/2021	\$ 250,000	\$ 250,000	1.95%
	First Financial Bank	32021MFC8	2/21/2018	48 Mos	2/22/2022	\$ 250,000	\$ 250,000	2.45%
	First Federal SVGS Bank	32031YCD4	1/17/2018	37 Mos	2/17/2021	\$ 250,000	\$ 250,000	2.15%
	First Internet Bank of In	32056GCQ1	7/14/2017	60 Mos	7/14/2022	\$ 250,000	\$ 250,000	2.05%
	First National Bank of America	32110YJT3	1/20/2017	60 Mos	1/20/2022	\$ 250,000	\$ 250,000	2.00%
	Flagstar Bank	33847E2J5	6/12/2019	36 Mos	6/13/2022	\$ 250,000	\$ 250,000	2.50%
	Goldman Sachs Bank USA	38149MAU7	5/31/2019	36 Mos	5/31/2022	\$ 250,000	\$ 250,000	2.50%
	Henry County Bank OH	426336BF9	1/27/2017	60 Mos	1/27/2022	\$ 250,000	\$ 250,000	1.90%
	Industrial&Com Bank China	45581EAF8	6/2/2017	60 Mos	6/2/2022	\$ 250,000	\$ 250,000	2.05%
	LCA Bank Corp	801798LK6	1/12/2018	60 Mos	1/12/2023	\$ 250,000	\$ 250,000	2.35%
	Lakeside Bank	51210SMD6	7/13/2017	54 Mos	7/13/2021	\$ 250,000	\$ 250,000	1.95%

CITY OF RANCHO PALOS VERDES
MONTHLY TREASURER'S REPORT
JUNE 2020

Investment	Issuer of Investment	CUSIP#	Acquisition Date	Term	Maturity Date	Market Value	Book Value	Yield
	Landmark Community Bank	51507LBV5	8/23/2019	36 Mos	2/23/2022	\$ 250 000	\$ 250 000	1.90%
	Live Oak Banking Company	538036CG7	8/19/2016	48 Mos	8/19/2020	\$ 250 000	\$ 250 000	1.25%
	Luana Savings Bank	549103WG0	7/8/2016	48 Mos	7/8/2020	\$ 250 000	\$ 250 000	1.15%
	Malaga Bank FSB	56102AAJ5	5/29/2020	60 Mos	5/29/2025	\$ 250 000	\$ 250 000	0.70%
	Marlin Business Bank	57116ATM0	7/15/2020	60 Mos	1/15/2025	\$ 250 000	\$ 250 000	1.75%
	Medallion Bank Utah	58404DFE6	9/18/2019	36 Mos	9/19/2022	\$ 250 000	\$ 250 000	1.70%
	Mercantil Bank NA	58733AES4	12/29/2017	36 Mos	12/29/2020	\$ 250 000	\$ 250 000	2.20%
	Merrick Bank	59013JC23	10/11/2017	60 Mos	10/11/2022	\$ 250 000	\$ 250 000	2.10%
	Mid-Missouri Bank	59541KBP1	1/19/2018	60 Mos	7/19/2023	\$ 250 000	\$ 250 000	2.35%
	Morgan Stanley Bank NA	61747MD73	12/21/2017	36 Mos	12/21/2020	\$ 250 000	\$ 250 000	2.15%
	Morgan Stanley PVT Bank	61760AZ51	9/19/2019	48 Mos	9/19/2023	\$ 250 000	\$ 250 000	1.85%
	Morton Community Bank	619165HP1	1/19/2018	36 Mos	1/19/2021	\$ 250 000	\$ 250 000	2.15%
	Northfield Bank	66612ABX5	10/25/2017	60 Mos	10/25/2022	\$ 250 000	\$ 250 000	2.15%
	Peoples United Bank	71270QJ8	1/18/2017	60 Mos	1/18/2022	\$ 250 000	\$ 250 000	2.05%
	Raymond James Bank	75472RAN1	11/26/2019	72 Mos	11/26/2024	\$ 250 000	\$ 250 000	1.85%
	Sallie Mae Bank/Salt Lake	7954504P7	11/16/2019	60 Mos	10/16/2024	\$ 250 000	\$ 250 000	1.90%
	Signature Bank of Arkansas	82669LGD9	7/15/2016	48 Mos	7/15/2020	\$ 250 000	\$ 250 000	1.15%
	Signature Bk Chicago	82669VBY6	11/8/2017	60 Mos	11/8/2022	\$ 250 000	\$ 250 000	2.15%
	Southern States Bank	843879BB2	12/20/2017	40 Mos	4/20/2021	\$ 250 000	\$ 250 000	2.00%
	State Bank of India	856285RS2	11/27/2019	72 Mos	11/27/2024	\$ 250 000	\$ 250 000	2.05%
	Sterling Bank POP BL MO	85916VDN2	9/18/2019	48 Mos	9/18/2023	\$ 250 000	\$ 250 000	1.65%
	Summit Community Bank	86604XML7	1/26/2018	30 Mos	7/26/2021	\$ 250 000	\$ 250 000	2.20%
	Suntrust Bank	86789VUP0	8/29/2017	60 Mos	8/29/2022	\$ 250 000	\$ 250 000	1.80%
	Synchrony Bank	87165HRY8	6/2/2017	60 Mos	6/2/2022	\$ 250 000	\$ 250 000	2.40%
	Third Fed Sav&Ln Cleveland	88413QBU1	11/24/2017	48 Mos	11/24/2021	\$ 250 000	\$ 250 000	2.10%
	Vision Bank of Iowa	92834CCL4	11/29/2019	72 Mos	11/29/2024	\$ 250 000	\$ 250 000	1.75%
	Wellesley Bank	94948LCR0	7/19/2019	18 Mos	1/19/2021	\$ 250 000	\$ 250 000	2.00%
	Wells Fargo Nat'l Bank West	949495AQ8	1/17/2020	36 Mos	1/17/2023	\$ 250 000	\$ 250 000	1.90%
	Wells Fargo Bank	949763D45	6/10/2019	36 Mos	6/10/2022	\$ 250 000	\$ 250 000	2.50%
Treasury-Bank of New York(Vining Sparks)	United States Treas	912828J8	7/15/2019	12 Mos	7/15/2020	\$ 1 000 000	\$ 1 000 000	1.50%
	United States Treas	912828S35	9/12/2019	45 Mos	6/30/2023	\$ 1 000 000	\$ 1 000 000	1.38%
	United States Treas	912828S76	7/31/2018	36 Mos	7/31/2021	\$ 1 000 000	\$ 1 000 000	1.13%
	United States Treas	912828XM7	7/31/2018	24 Mos	7/31/2020	\$ 1 000 000	\$ 1 000 000	1.63%
Total Investment							\$ 61,666,910	
								Weighted Return 1.45%
Summary								
Local Agency Investment Fund (LAIF-CITY)		35 941,946.79						
Certificate of Deposit - Malaga Bank		250 000.00						
Certificate of Deposit - Malaga Bank		3 974,963.35						
Certificate of Deposit - Vining Sparks		17 500 000.00						
Treasury Bills - Vining Sparks		4 000 000.00						
Total Investment		<u>61,666,910.14</u>						

CITY OF RANCHO PALOS VERDES
MONTHLY TREASURER'S REPORT
JUNE 2020

SUMMARY OF CASH BALANCE BY INSTITUTION
JUNE 2020




NOTE:
(1) LAIF market values will be reported to vary from book value if the City calculated share of total LAIF assets is less than the City book value

To the best of my knowledge, there are no misstatements of material amounts within this report, or omissions of material amounts to cause the report to be misleading

I certify that this report accurately reflects all City investments and complies with the investment policy of the City of Rancho Palos Verdes as approved by the City Council. Furthermore, I certify that sufficient investment liquidity and anticipated revenues are available to meet the City's expenditure requirements for the next six months.

Respectfully submitted,


Treasurer

7/28/20
Dated