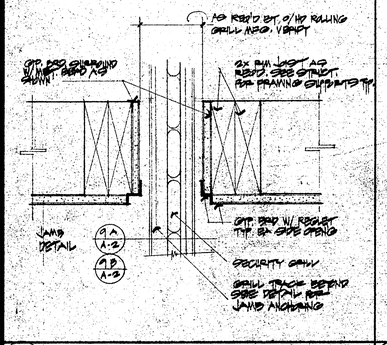

8 DETAIL 3/4" = 1'-0"

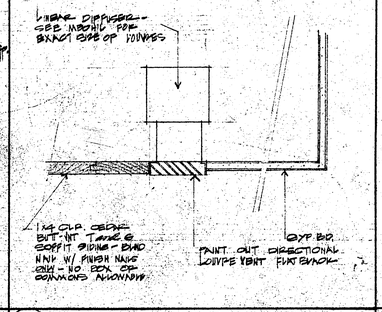

7 DETAIL 3/4" = 1'-0"

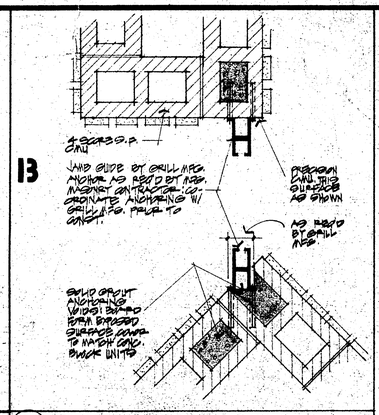

9 A DETAIL 1 1/2" = 1'-0"

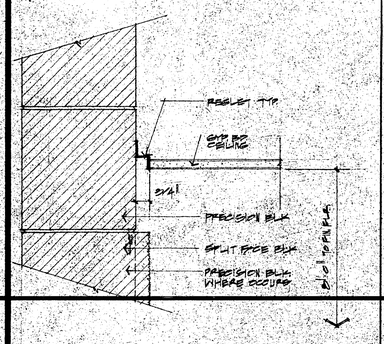

5 DETAIL 3/4" = 1'-0"

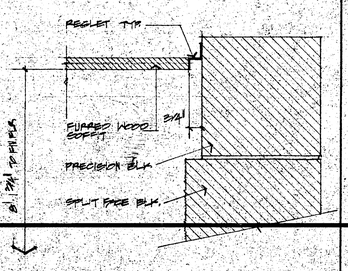

6 DETAIL 3/4" = 1'-0"

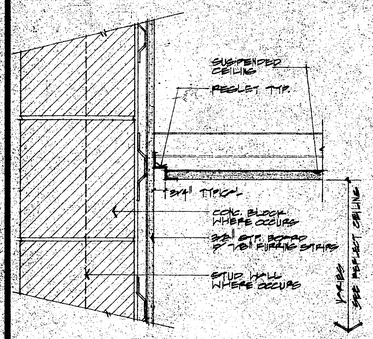

3 DETAIL 3/4" = 1'-0"

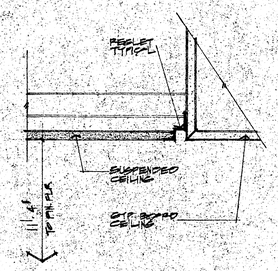

4 DETAIL 3/4" = 1'-0"

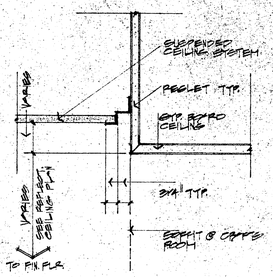

1 DETAIL 3/4" = 1'-0"

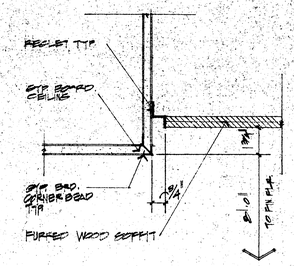

2 DETAIL 3/4" = 1'-0"

GENERAL NOTES

1. All suspended and furred ceiling systems shall comply with Chapter 47 1979 U.B.C.
2. All fire rated ceilings shall comply with Chapter 42, 1979 U.B.C.
3. All access panels for motor assemblies shall be coordinated with manufacturer/supplier to insure proper anchoring and access to motor and equipment. See Mechanical and Electrical drawings.
4. All wood soffits shall conform with Chapter 47, 1979 U.B.C.. Wood soffit material shall be clear heart cedar or redwood.
5. All gypboard shall be 5/8" thick. Use fire rated "X" where rated surfaces are required by Code. Use "waterboard" throughout in restrooms.
6. See roof plan General Notes for skylight notes.
7. All light fixutres in rated corridors shall be boxed out with rated gypboard or "con wed batts" or as required by U.B.C.
8. All access panels located in wood soffits shall have concealed wood frame stiffner surrounds. All hinges and locking devices shall be concealed. Access panels shall have minimal clearance tolerances when closed. Wood grains and joints shall be consistent with plane of wood soffit. Panel locations shall blend consistently with furred soffit. Provide architect with shop drawings for approval of hinges, catches, locks, etc. before installation.

NOTE: TYP. ALL SHEETS
M.R.O.P. = INCLUDES REINFORCED PARGE INCLUDES FASCIAS, PARAPETS SOFFITS, COVES EXT. BANDING

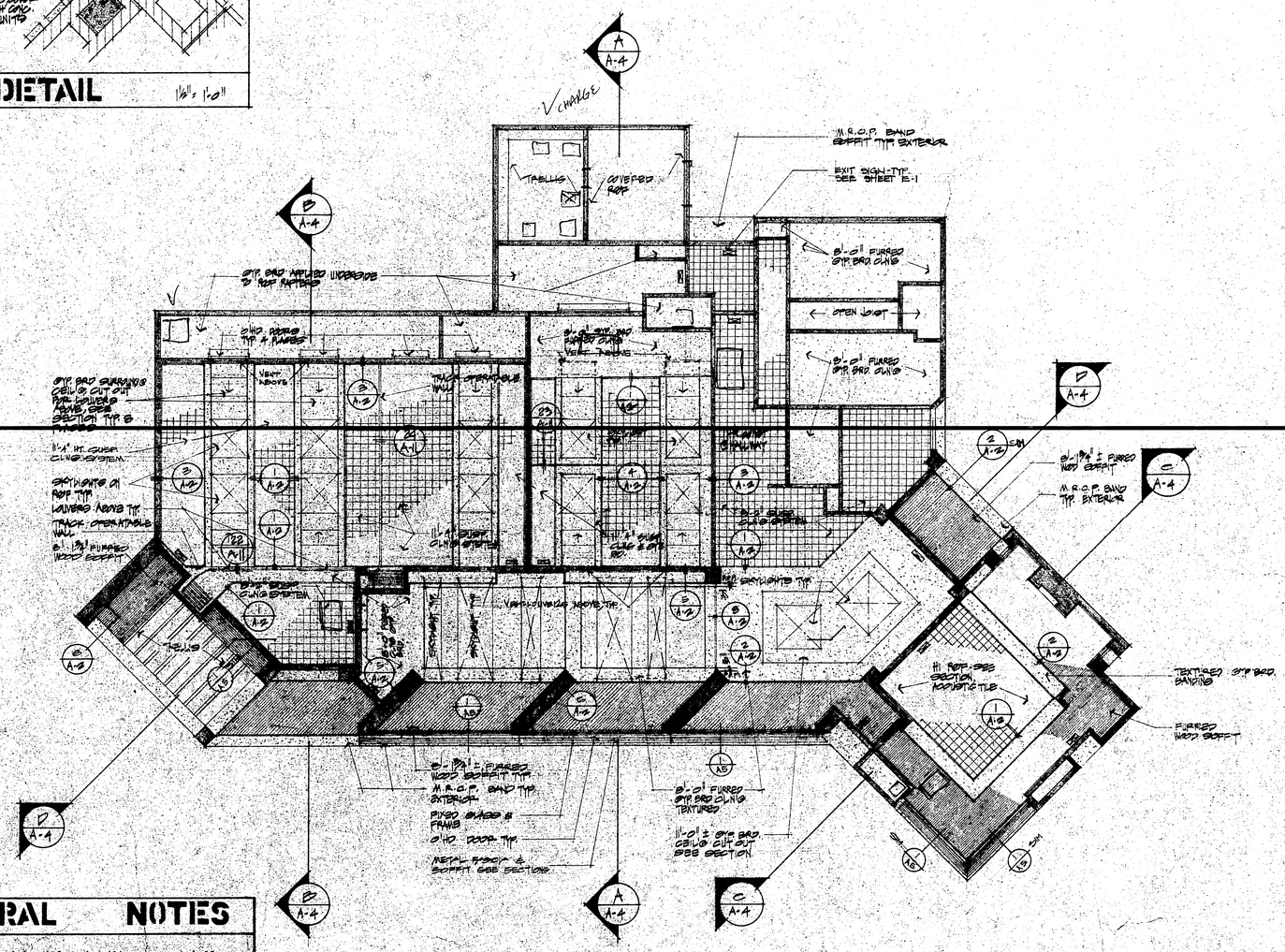

Lateral supports shall be provided by four wires of minimum No. 12 gauge splayed in four directions 90° apart, and connected to the main runner within 2" of the cross runner and to the structure above at an angle not exceeding 45° from the plane of the ceiling. These lateral support splines shall be placed 12' o.c. in each direction with the first point within 4" from each wall.

Allowance shall be made for lateral movement of the system. Main runners and cross runners may be attached at two adjacent walls with clearance between the wall and the runners maintained at the other two walls.

Vertical support shall be provided as required in Chapter 47 with the added requirement that discontinuous ends of cross runners and main runners be vertically supported within 8" of such discontinuities as may occur where the ceiling is disrupted by a wall.

Lighting fixtures and air diffusers shall be supported directly by wires to the structure above.

10. Gypboard in 1 hour corridor shall extend on vertical surfaces to underside of ceiling/roof structure as required by Section 3104 1979 UBC minimum. Contractor shall confirm assembly with and be approved by governing fire official or agency.

GRID NORTH

REFLECTED CEILING PLAN

1/8" = 1'-0"

JAN 5 1982

TJM · MOON & ASSOCIATES
ARCHITECTS / PLANNERS
1234 Prospect Place, Newport Beach, Ca. 92660 (714) 673-8440

The Reynolds Environmental Group
Consultants in the planning, design, and use of land resources.
2300 Carson's Drive, Newport Beach, California 92660, (714) 557-7700
780 Kelling Avenue, San Diego, California 92110, (714) 223-6423

rancho palos verdes
Hesse Community Park

REFLECTED CEILING PLAN

REVISIONS
△ 1 - 8 - 81 △
△ △
△ △

SCALE 1/8" = 1'-0"
DATE 1-22-81
DRAWN
CHECKED

1 SHEET

A2
OF

JOB 79042