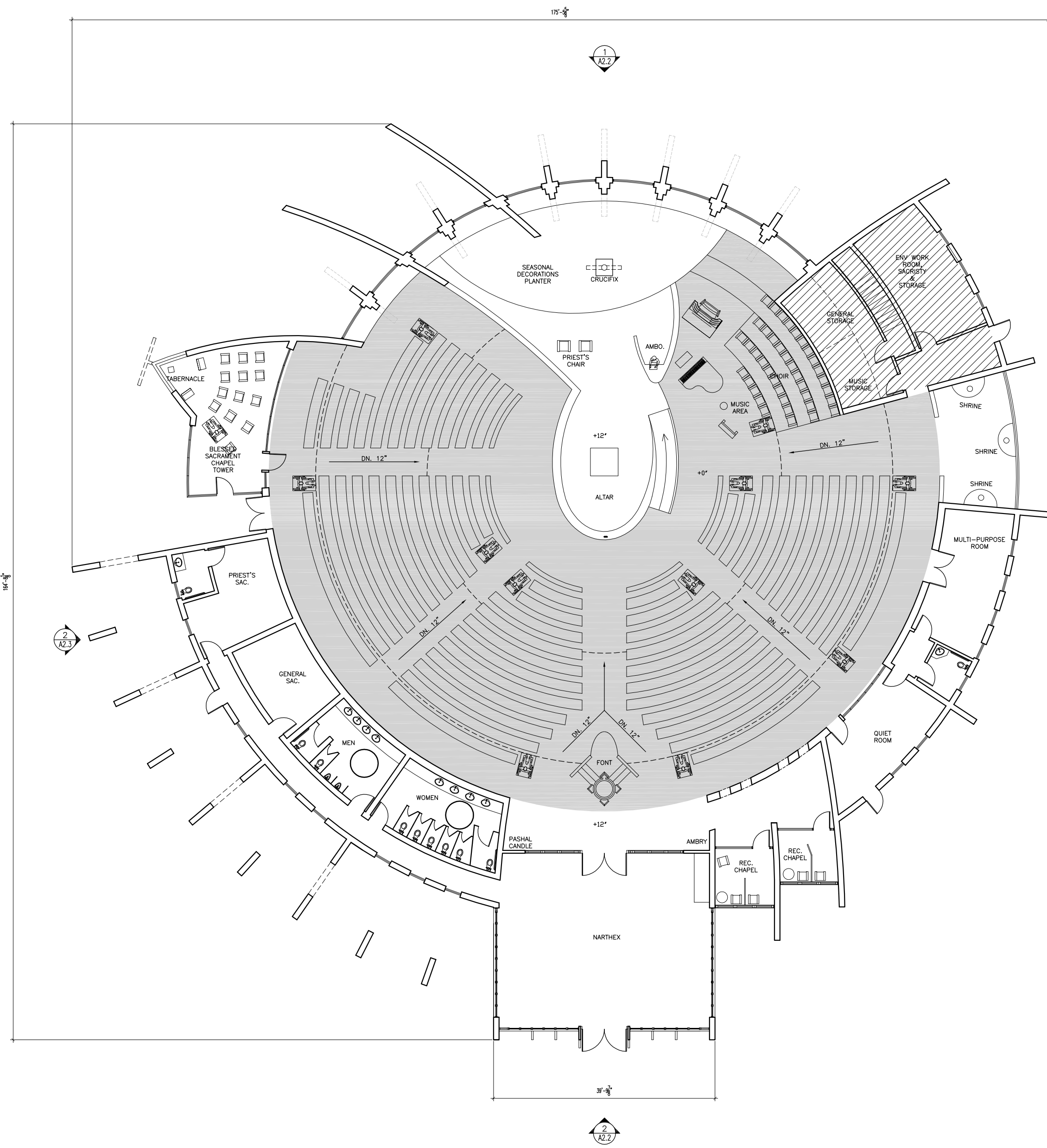



Z:\01Proj\2006\0606-Palos Verdes\CUP\A2.0-NewChurchFloorPlan.dwg, 11/07/2008 12:00:52 PM, Copyright Hyndman & Hyndman Architecture, <<Mr. G>>



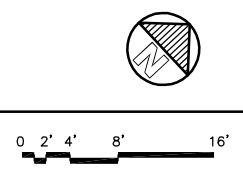
 BASEMENT AREA = 900 sq ft
USED FOR MECHANICAL
EQUIPMENT FORMERLY IN
MEZZANINE ABOVE TOILETS
OMITTED TO REDUCE BUILDING
BULK/MASS

 ASSEMBLY AREA = 8,127 SF

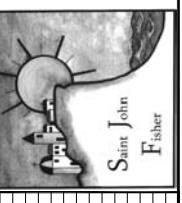
FIXED SEATS IN PEWS @ 18" EACH = 817
HANDICAP SEATING = 11
CHOIR SEATING = 42
TOTAL = 870
FOOTPRINT SQUARE FOOTAGE = 17000
BASEMENT SQ FT = 900

NOTE: ANCILLARY SPACES ARE NOT
CONCURRENTLY OCCUPIED DURING MASSES
WHEN PEWS ARE OCCUPIED

1 CHURCH FLOOR PLAN
A2.0 SCALE: 1/8"=1'-0"



St. John Fisher
5448 Crest Road
Rancho Palos Verdes, CA 90275



INTERIORS
HYNDMAN
ARCHITECTURE
2811 SOUTH COAST HIGHWAY, 101 - SUITE 201, CARLEIGH, CA 92007 (760) 634-2595

REVISIONS:

NEW CHURCH
FLOOR PLAN

Date OCTOBER 2008
Sheet
A2.0
Of Sheets